



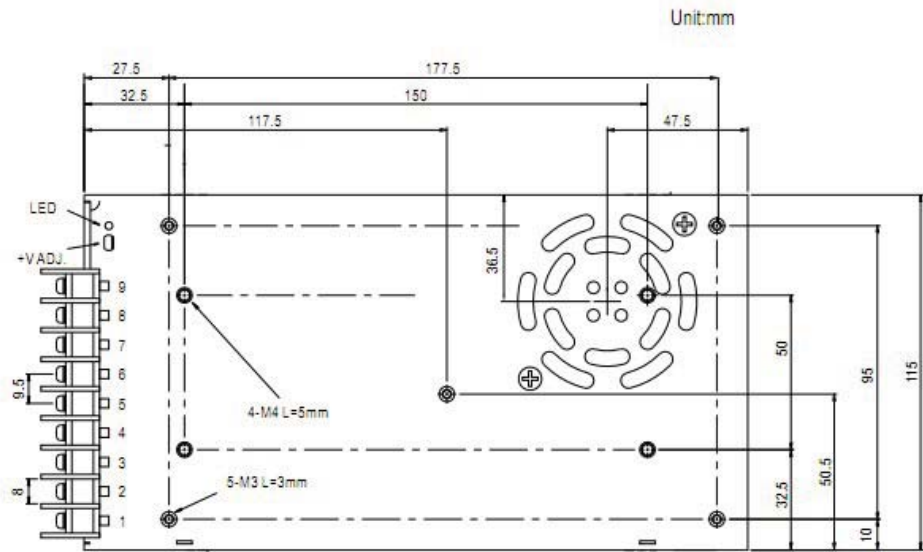
- **Features:**
  - AC input range selectable by switch
  - Protections: Short circuit/Overload/Over voltage
  - 100% full load burn-in test
  - Forced air cooling by built-in DC fan
  - LED indicator for power on
  - High efficiency up to 82%
  - Withstand 300VAC surge input for 5 second
  - Low cost, high reliability



**SPECIFICATION**

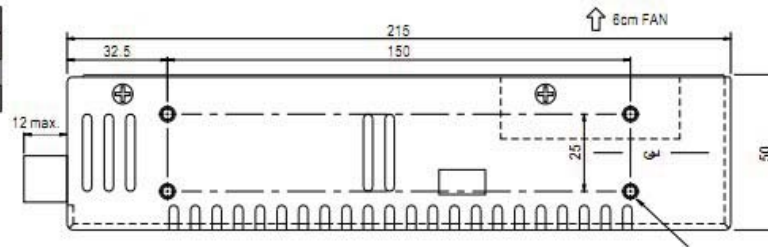
MODEL	PAS-360-24	
OUTPUT	DC VOLTAGE	24V
	RATED CURRENT	15A
	CURRENT RANGE	0~15A
	RATED POWER	360W
	RIPPLE & NOISE (max.)	180mVp-p
	VOLTAGE ADJ. RANGE	23.5-26.5V
	VOLTAGE TOLERANCE	±1.0%
	LINE REGULATION	±0.5%
	LOAD REGULATION	±1.0%
	SETUP, RISE TIME	2000ms, 60ms/230VAC 2000ms, 60ms/115VAC at full load
	HOLD UP TIME(Typ.)	20ms/230VAC 16ms/115VAC at full load
INPUT	VOLTAGE RANGE	100 ~132VAC/180~245VAC by switch
	FREQUENCY RANGE	50 ~ 60Hz
	EFFICIENCY (Typ.)	82%
	AC CURRENT (Typ.)	7A/115VAC 4A/230VAC
	INRUSH CURRENT (Typ.)	40A/115VAC 60A/230VAC
	LEAKAGE CURRENT	<4.0mA / 240VAC
PROTECTION	OVERLOAD	115 ~ 135% rated output power Protection type : Hiccup mode, recovers automatically after fault condition is removed
	OVER VOLTAGE	27.6 ~ 32.4V Protection type : Hiccup mode, recovers automatically after fault condition is removed
ENVIRONMENT	WORKING TEMP.	-20 ~ +60 (Refer to "Derating Curve")
	WORKING HUMIDITY	20 ~ 90% RH non-condensing
	STORAGE TEMP., HUMIDITY	-20 ~ +85 , 10 ~ 95% RH
SAFETY	SAFETY STANDARDS	CE Approved
	WITHSTAND VOLTAGE	I/P-O/P:3KVAC I/P-FG:1.5KVAC O/P-FG:0.5KVAC
OTHERS	DIMENSION	215*115*50mm
NOTE	1. All parameters NOT specially mentioned are measured at 230VAC input, rated load and 25 of ambient temperature.	

**Mechanical Specification**

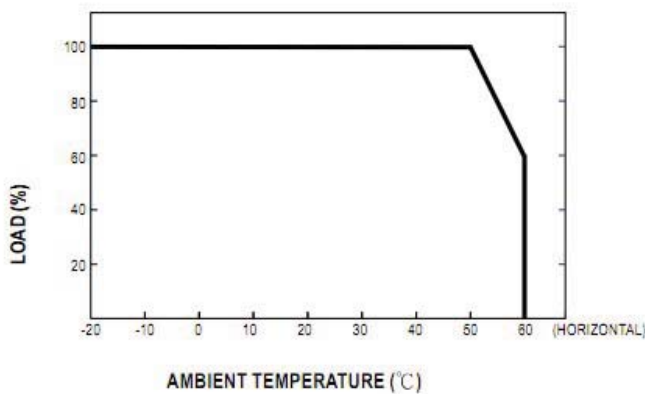


Terminal Pin No. assignment:

Pin No.	Assignment	Pin No.	Assignment
1	AC/L	4~6	DC OUTPUT -V
2	AC/N	7~9	DC OUTPUT +V
3	FG 地		



**Derating Curve**



**Static Characteristics**

