



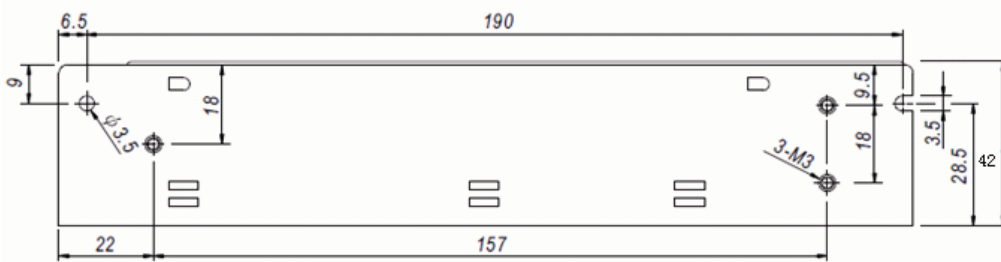
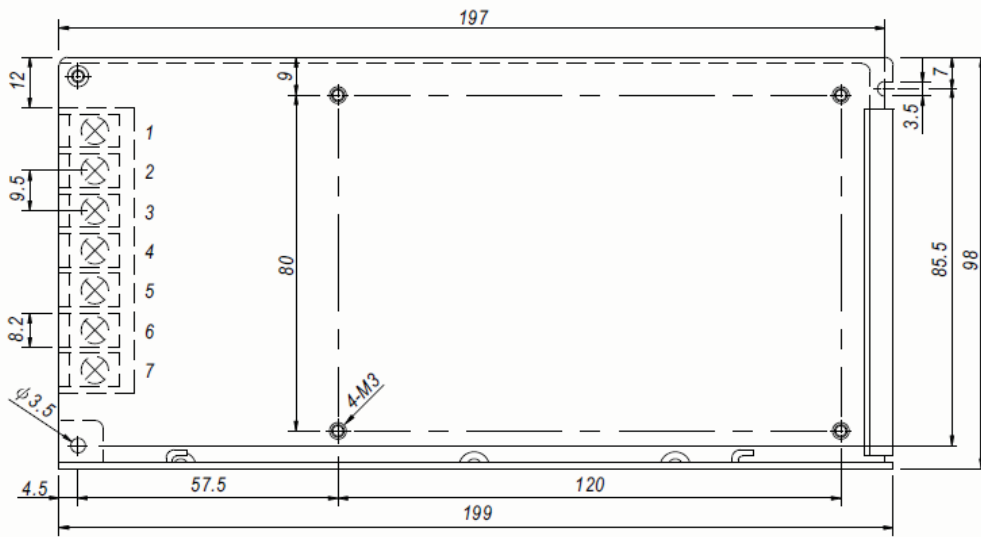
- **Features:**
 - AC input range selectable by switch
 - Protections: Short circuit/Overload/Over voltage
 - 100% full load burn-in test
 - Cooling by free air convection
 - LED indicator for power on
 - High efficiency up to 82%
 - Withstand 300VAC surge input for 5 second
 - Low cost, high reliability



SPECIFICATION

MODEL	PAS-150-24	
OUTPUT	DC VOLTAGE	24V
	RATED CURRENT	6.25A
	CURRENT RANGE	0~6.25A
	RATED POWER	150W
	RIPPLE & NOISE (max.)	180mVp-p
	VOLTAGE ADJ. RANGE	23.5 -26.5V
	VOLTAGE TOLERANCE	±1.0%
	LINE REGULATION	±0.5%
	LOAD REGULATION	±1.0%
	SETUP, RISE TIME	1000ms, 50ms/230VAC 1500ms, 50ms/115VAC at full load
	HOLD UP TIME(Typ.)	20ms/230VAC 15ms/115VAC at full load
INPUT	VOLTAGE RANGE	100 ~132VAC/180~245VAC by switch
	FREQUENCY RANGE	50 ~ 60Hz
	EFFICIENCY (Typ.)	82%
	AC CURRENT (Typ.)	4.5A/115VAC 2.5A/230VAC
	INRUSH CURRENT (Typ.)	40A/115VAC 55A/230VAC
	LEAKAGE CURRENT	<3.0mA / 240VAC
PROTECTION	OVERLOAD	110 ~ 135% rated output power Protection type : Hiccup mode, recovers automatically after fault condition is removed
	OVER VOLTAGE	27.6 ~ 32.4V Protection type : Hiccup mode, recovers automatically after fault condition is removed
ENVIRONMENT	WORKING TEMP.	-20 ~ +60 (Refer to "Derating Curve")
	WORKING HUMIDITY	20 ~ 90% RH non-condensing
	STORAGE TEMP., HUMIDITY	-20 ~ +85 , 10 ~ 95% RH
SAFETY	SAFETY STANDARDS	CE Approved
	WITHSTAND VOLTAGE	I/P-O/P:3KVAC I/P-FG:1.5KVAC O/P-FG:0.5KVAC
OTHERS	DIMENSION	199*98*42mm
NOTE	1. All parameters NOT specially mentioned are measured at 230VAC input, rated load and 25 of ambient temperature.	

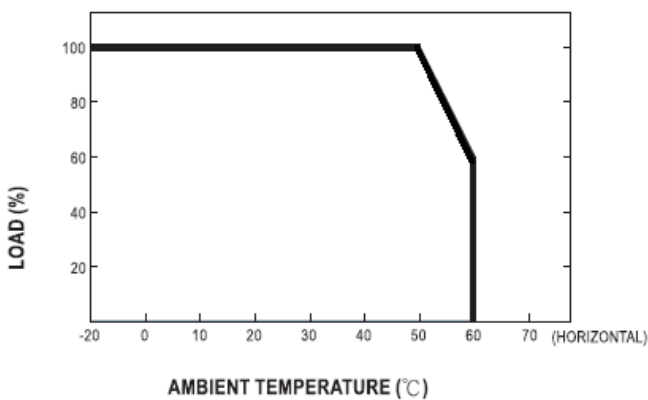
Mechanical Specification



Terminal Pin No. Assignment

Pin No.	Assignment	Pin No.	Assignment
1	AC/L	4,5	DC OUTPUT -V
2	AC/N	6,7	DC OUTPUT +V
3	FG \perp		

Derating Curve



Static Characteristics

